

## Luminaire

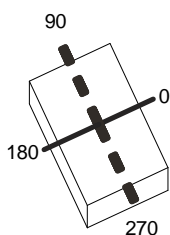
Code T4190NLW00  
Name MOLLA 10W+3W 3000K grigio bianco

## Measurerm.

Code FTS0000873  
Name MOLLA 10W+3W 3000K grigio bianco

Efficiency	100.00%	Coordinate system	CG	Total Flux	407.35 lm		
Maximum value	6587.48 cd/klm	Position	C=0.00 G=175.00	Sym. on planes 0-180			
Rectangular Luminaire	Length	163 mm	Width	106 mm	Height	229 mm	
Rectangular Luminous Area	Length	160 mm	Width	103 mm	Height	0 mm	
Horizontal Luminous Area	0.016480 m2	Emitting area on Plane 180°	0.000000 m2	Emitting area on Plane 270°	0.000000 m2	Emitting area on Plane 90°	0.000000 m2
Date	13-06-2012	Maximum Gamma Angle	180	Measurement Flux	407.35 lm		
Measurement Distance	0.00						
doppio led 14.3W 3000K							
C.I.E.	79 94 99 87 100	D DIN 5040	B61				
F UTE	0.87 B + 0.13 T	B NBN	BZ 1				

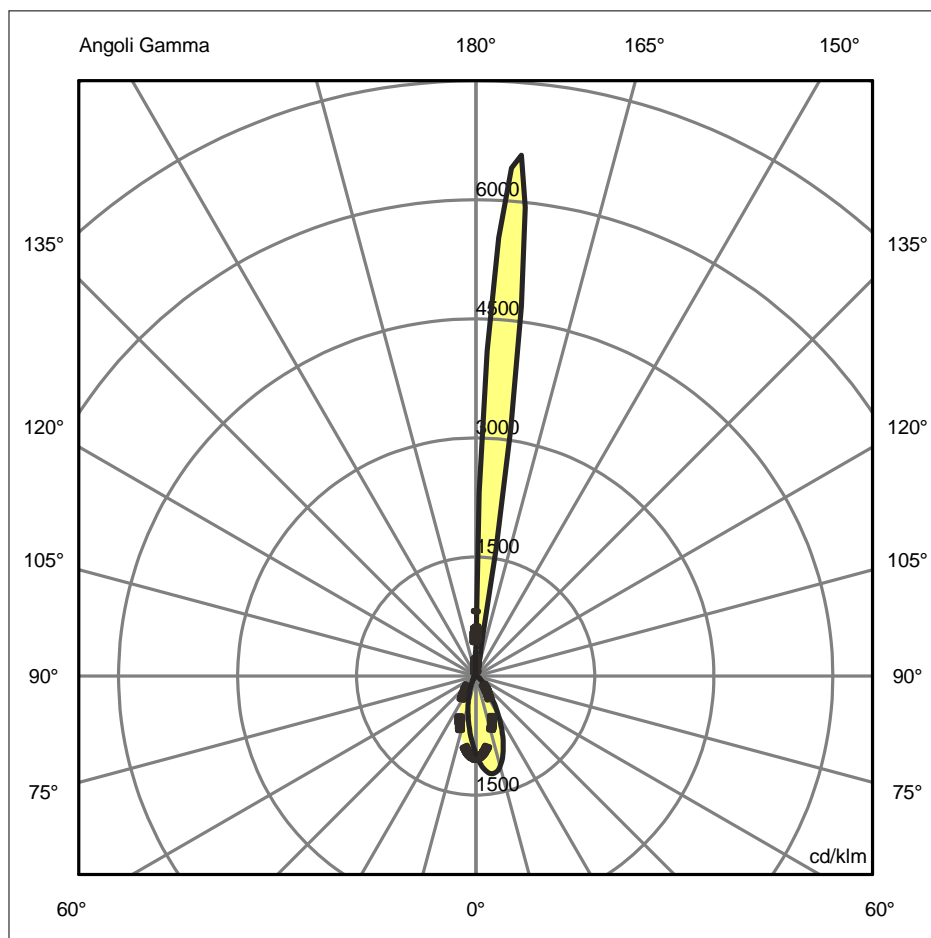
163mm x 106mm



Semipiani C

180.0 ——— 0.0  
270.0 ■■■■ 90.0

ULOR 13.48 %  
DLOR 86.52 %  
RN 13.48 %



## Luminaire

Code T4190NLW00  
Name MOLLA 10W+3W 3000K grigio bianco

## Measurment

Code FTS0000873  
Name MOLLA 10W+3W 3000K grigio bianco

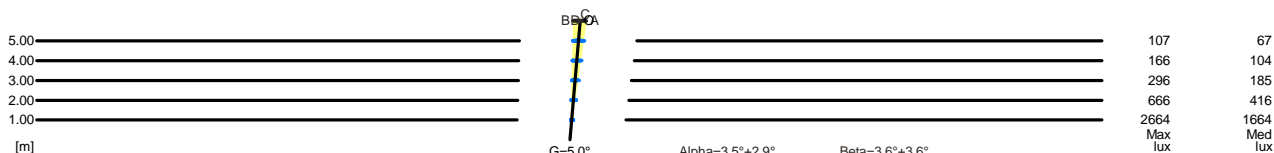
Efficiency	100.00%	Coordinate system	CG	Total Flux	407.35 lm	
Maximum value	6587.48 cd/klm	Position	C=0.00 G=175.00	Sym. on planes 0-180		
Rectangular Luminaire	Length	163 mm	Width	106 mm	Height	229 mm
Rectangular Luminous Area	Length	160 mm	Width	103 mm	Height	0 mm
Horizontal Luminous Area	0.016480 m2	Emitting area on Plane 180°		0.000000 m2		
Emitting area on Plane 0°	0.000000 m2	Emitting area on Plane 270°		0.000000 m2		
Emitting area on Plane 90°	0.000000 m2	Glare area at 76°		0.003987 m2		
Date	13-06-2012	Maximum Gamma Angle	180			
Measurement Distance	0.00	Measurement Flux	407.35 lm			
doppio led 14.3W 3000K						
C.I.E.	79 94 99 87 100	D DIN 5040	B61			
F UTE	0.87 B + 0.13 T	B NBN	BZ 1			

### Width at 50.00 % of Max Intensity

H[m]	1.00	2.00	3.00	4.00	5.00	H[m]	1.00	2.00	3.00	4.00	5.00
OA	0.05	0.10	0.15	0.21	0.26	OC	0.06	0.13	0.19	0.25	0.32
OB	0.06	0.12	0.18	0.24	0.30	OD	0.06	0.13	0.19	0.25	0.32

### Luminous Intensities [ cd/klm]

	0	5	15	25	35	45	55	65	75	85
OA	144.73	2683.41	13.69	5.87	3.91	3.91	3.91	3.91	3.91	3.91
OB	144.73	15.65	5.87	5.87	5.87	5.87	3.91	3.91	3.91	3.91
OC	337.38	31.39	4.99	2.54	2.15	2.64	2.05	1.56	1.17	0.78
OD	337.38	31.39	4.99	2.54	2.15	2.64	2.05	1.56	1.17	0.78



5.00	0.56	107	67	
4.00	0.45	166	104	
3.00	0.34	296	185	
2.00	0.22	666	416	
1.00	0.11	2664	1664	
H[m]	D[m]	Max lux	Med lux	Alpha=3.5°+2.9°

5.00	0.63	107	67	
4.00	0.51	166	104	
3.00	0.38	296	185	
2.00	0.25	666	416	
1.00	0.13	2664	1664	
H[m]	D[m]	Max lux	Med lux	Beta=3.6°+3.6°